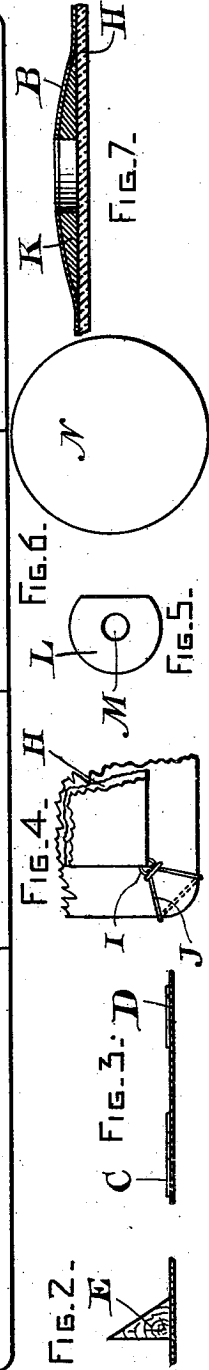
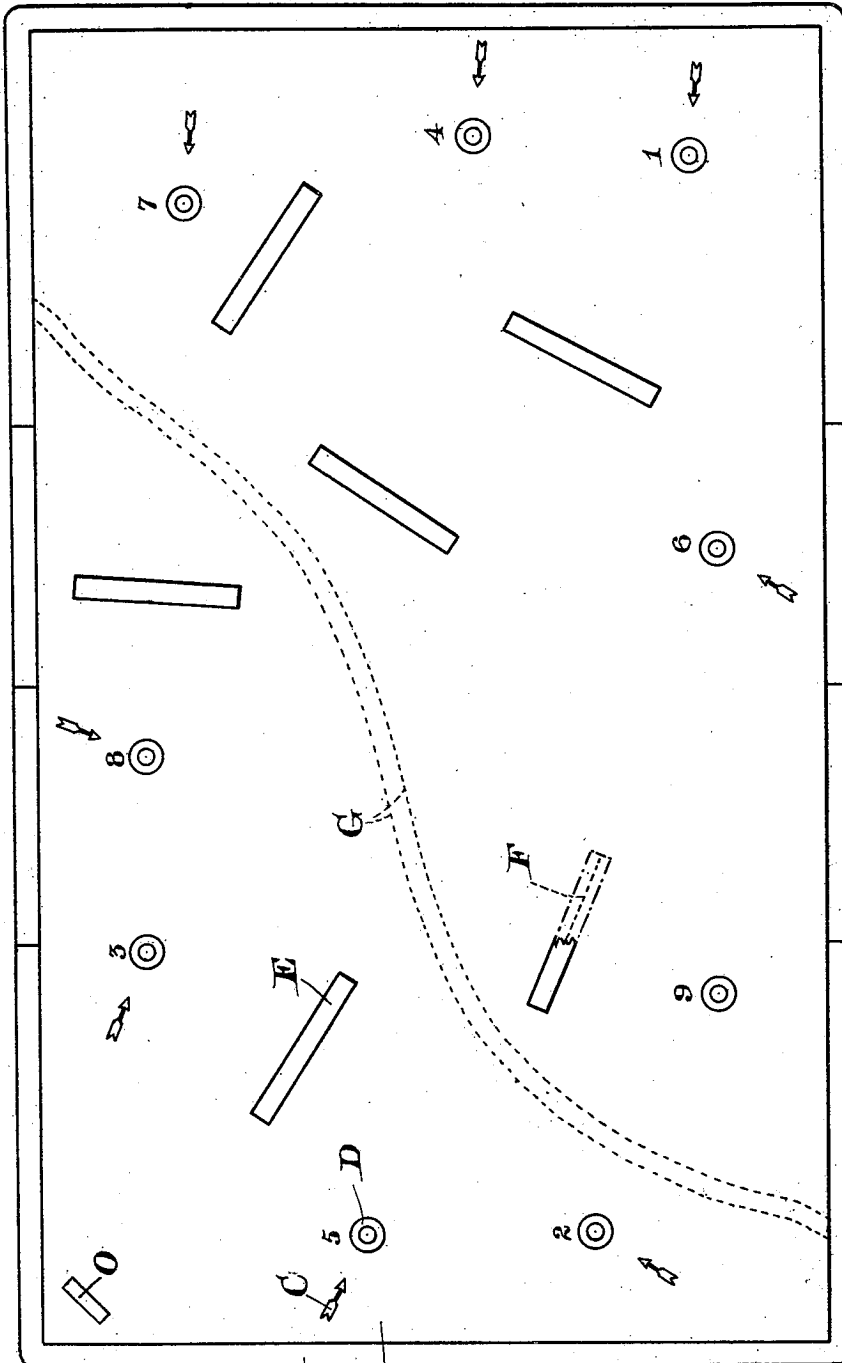


A. F. KNIGHT.
GAME.

(Application filed Feb. 13, 1902.)

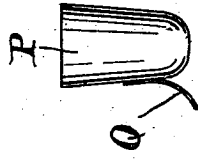
(No Model.)



WITNESSES.

Harry A. Tilden
Erving R. Gurney

FIG. 1.



INVENTOR.
Arthur F. Knight,
By Alex. F. Macdonald
Atty.

UNITED STATES PATENT OFFICE.

ARTHUR F. KNIGHT, OF SCHENECTADY, NEW YORK, ASSIGNOR OF ONE-EIGHTH TO ALEXANDER F. MACDONALD, OF SCHENECTADY, NEW YORK.

GAME.

SPECIFICATION forming part of Letters Patent No. 711,979, dated October 28, 1902.

Application filed February 13, 1902. Serial No. 93,827. (No model.)

To all whom it may concern:

Be it known that I, ARTHUR F. KNIGHT, a citizen of the United States, residing at Schenectady, county of Schenectady, State of New York, have invented certain new and useful Improvements in Games, of which the following is a specification.

The invention relates to games of amusement, and has for its object to provide an apparatus of relatively small size and such construction that a game resembling golf in certain aspects may be played indoors and in more or less restricted quarters.

The scope of my invention will be more fully set forth and claimed hereinafter.

In the accompanying drawings, which represent an embodiment of my invention, Figure 1 is a plan view of a table or support equipped with a sheet of flexible material on which the game is played. Fig. 2 is an end view of a bunker. Fig. 3 is a sectional view showing the arrows and the pieces or rings containing the "holes" for the disk or ball secured to the upper surface of the flexible sheet. Fig. 4 is a detail view showing a means for securing the sheet in place. Fig. 5 is a plan view of a disk or ball with which the game is played, and Fig. 6 is a plan view of the club or actuator for moving the disk.

Referring to the drawings by letter, A represents a table or support. The average dining-table will be found to be about the proper size when one or two leaves are inserted. Spread on top of this table or support is a sheet B, of some fibrous flexible material—such as cloth or paper, for example. Canvas or "duck," as it is commonly called, will be found to be very satisfactory for the cheaper apparatus; but for the more expensive a billiard or similar cloth can be used. The sheet of flexible material is preferably colored to prevent soiling. Green will be found to be a very satisfactory shade and is agreeable to the eyes. The sheet B is made of fibrous flexible material, so that it may be more easily handled and put away after the game and because it can be arranged to occupy a comparatively small space. Between games, where the sheet has to be removed from the table, it is preferably rolled, so as not to form any decided creases in the playing-surface, it being preferable that the same should lie perfectly flat on its support. It

can of course be folded, if desired. The sheet is cut to any desired dimensions. One five feet long by three feet wide is satisfactory for use with the average dining-table; but the size can be varied to suit the conditions. In event of printing the various characters upon the sheet it will be found advantageous to do this with a large roll the circumference of which is equal to the length of the cloth and is provided with the necessary characters. By this arrangement the printing can be done before the sheets are cut to size. The stenciling can of course be done before or after the sheets are cut. The term "hole" is used herein as indicating a goal and is used in the same sense as in the regular game of golf.

The object in making the parts as described is so as not to interfere with the rolling or folding of the sheet when not in use. The arrows C are employed both to indicate the direction of play and also to serve as tees. On each putting-green is stenciled or stitched a ring D, having a central space or opening which constitutes the hole or goal.

Situated in the line of play from certain of the tee's to the corresponding holes are detachable hazards or bunkers E of any suitable character and form and which are preferably printed in a manner to present a contrast to the sheet B. In the present instance they are shown as being made of wood and are triangular in cross-section. By this arrangement a substantial base is provided, yet the bunker as a whole looks small on account of the thin top edge. The bunker may be placed either with the vertical side facing the tee from which the play starts, or vice versa. The former arrangement is a good one. At the time the arrows, &c., are printed, stenciled, or stitched on the surface of the sheet marks of some sort should be made on the sheet to indicate the arrangement of the hazards or bunkers. Such an indication is found in the dotted line F, Fig. 1. The arrangement of bunkers I have found to be satisfactory; but they may be altered as to shape and location without departing from the spirit of my invention. As an additional hazard two dotted lines G are made on the sheet, which may indicate a road, river, or other obstacle, and when the playing-disk lands in such a position that it projects a certain distance

over one or both lines the player is penalized—such, for example, as losing a stroke.

In experimenting with the apparatus I have found that the playing disks or balls are liable when the sheet A is relatively hard and rests directly on its support to jump too far at each stroke. To avoid this objection, a pad or cushion H is placed between the sheet and the support. The ordinary table-blanket made of canton-flannel will be found satisfactory for this purpose. The thicker the pad the shorter will be the distance traversed by the disk at each average stroke.

When the cloth has been rolled or folded for some time, it does not always present a smooth even appearance, and in order to obviate this holding means of novel form are provided. Stitched to the four corners of the sheet and at other places, if desired, are hooks or rings I, and slipped through each hook or ring in a manner to secure it is an elastic band or string J. The string or band is then passed under the corner of the table. A rubber band is to be preferred, as it will cling to the woodwork of the table, even though highly polished. When the apparatus is used on a round table, the strings or bands may be attached to weights. The strings or elastic bands also serve to hold the pad in place.

In playing the game a thin disk or ball, made of bone, wood, or some similar material, may be employed, and the diameter is preferably less than the opening in the rings D or in the piece K. In order to prevent it from rolling edgewise, it may be found to be advantageous to mutilate it, as by cutting off a slice on one side. The disk is preferably perforated, as indicated at M, so that the inner circle of the ring D, which indicates the hole, can be observed through it.

In order to actuate the playing-disk, a thin piece of bone, hard wood, or some similar piece of material is used. Such a piece is indicated by N in Fig. 6, which may be circular in outline or provided with straight sides. It is preferable to have at least one rounded edge for engagement with the disk, and two or more surfaces will be found convenient. In playing the game the disk L, which constitutes the ball, lies flat on the flexible sheet B. The player then takes the thin piece of bone or club N and holding it so as to slant backward slightly presses it downward and at the same time moves it off of the disk backward with respect to the direction of play. When properly done, the action causes the disk L to jump forward in the direction of a hole. It is intended that a number of strokes or plays shall be required to make the disk move from the tee to a given hole, the object being to make as few strokes as possible. In so far as it is possible the usual rules of golf may be applied, and to meet the other conditions special rules may be formulated. When the printed, stenciled, or flexible rings are employed to indicate the hole, the disk or ball

will be considered "holed" when any portion of the space within the ring shows through the perforation M. To make the game simpler, the ball may be considered holed when any portion of it is within the outer edge of the ring or when one edge of the disk projects over the edge of the inner circle or surface of the ring.

The holes are numbered from "1" to "9," inclusive, and in starting the game the disk or ball L is placed on the tee O in the upper left-hand corner. It is then advanced to hole 1 by a series of jumps more or less great until it is finally holed at 1. The disk or ball is then placed on the arrow located directly back of the hole and the action repeated, the position of the arrow, as well as the number on the next hole, indicating the direction of the next play. The number of players engaged at any one time can be varied as desired, and the one making the least number of strokes for the entire course of play wins.

What I claim as new, and desire to secure by Letters Patent of the United States, is—

1. In combination, a sheet of flexible material arranged for a game, means indicating holes or goals permanently affixed thereto, devices on said sheet angularly disposed with respect to each other and the edges of the sheet and permanently affixed thereto for indicating the position of hazards, and detachable hazards arranged on the sheet at the places indicated by said devices.

2. In combination, a sheet of flexible material arranged for a game, a pad or cushion arranged under the said sheet and separable therefrom, means indicating holes permanently affixed to the sheet, devices indicating the position of hazards also permanently affixed thereto, and detachable hazards arranged on the sheet at the places indicated by said devices.

3. In combination, a sheet of flexible material, a separable pad or cushion therefor, flexible devices indicating holes permanently affixed to the sheet, other flexible devices indicating the position of hazards also permanently affixed thereto, detachable hazards, and means which serve as tees and indicate the directions of the lines of play.

4. In combination, a sheet of flexible material, flexible rings permanently affixed thereto which indicate holes, flexible devices also permanently affixed thereto which indicate the positions of the hazards, detachable hazards, arrows which indicate the lines of play and also serve as tees, a pad or cushion which is situated under the sheet and is separable therefrom, and a means common to the sheet and pad for holding them on a support.

In witness whereof I have hereunto set my hand this 11th day of February, 1902.

ARTHUR F. KNIGHT.

Witnesses:

BENJAMIN B. HULL,
GENEVIEVE HAYNES.