

April 14, 1925.

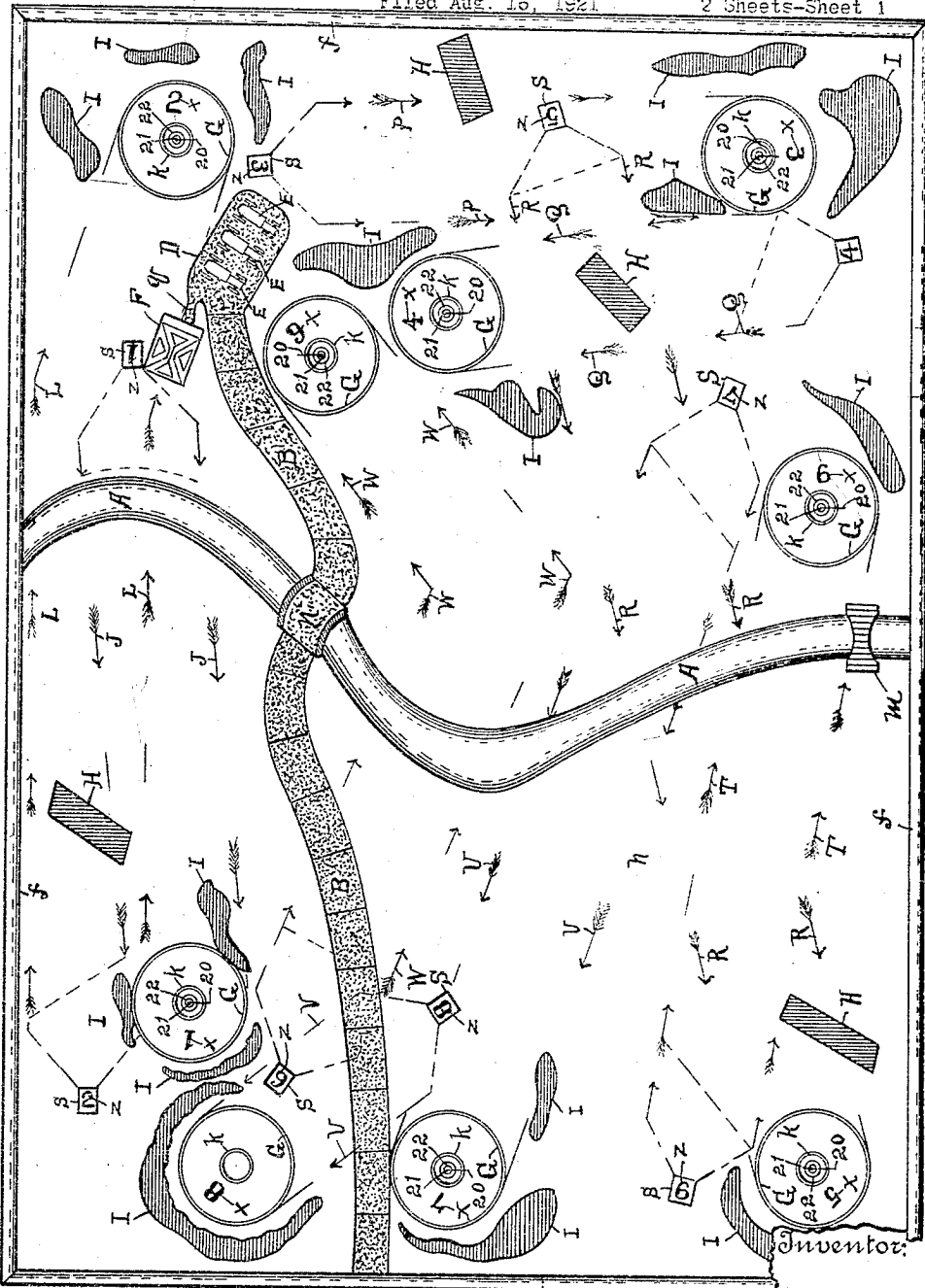
1,533,417

F. J. HOLLAND

GAME: INDOOR GOLF

Filed Aug. 16, 1921

2 Sheets-Sheet 1



Witness:
 Adelaide Kearns.

[Handwritten signature]

Inventor:
 Frank J. Holland
 By Robert W. Tangle,
 Attorney.

April 14, 1925.

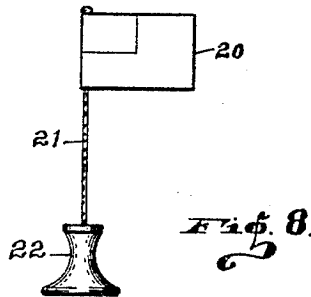
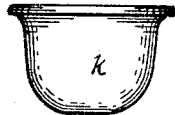
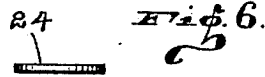

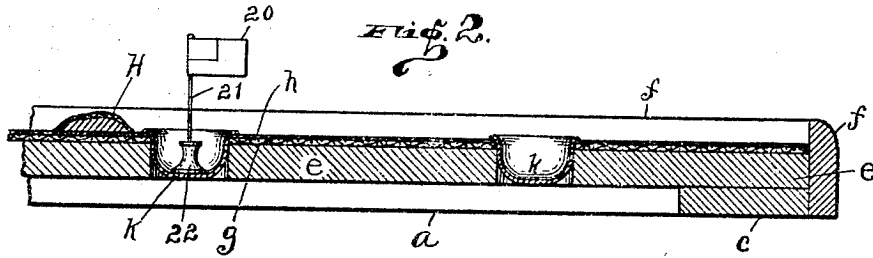
1,533,417

F. J. HOLLAND

GAME: INDOOR GOLF

Filed Aug. 16, 1921

2 Sheets-Sheet 2



Witness:
 Adelaide Kevana.

Inventor:
 Frank J. Holland,
 By Robert W. Raudole,
 Attorney.

UNITED STATES PATENT OFFICE.

FRANK J. HOLLAND, OF RICHMOND, INDIANA.

GAME—INDOOR GOLF.

Application filed August 16, 1921. Serial No. 492,709.

To all whom it may concern:

Be it known that I, FRANK J. HOLLAND, a citizen of the United States, residing in the city of Richmond, in the county of Wayne, State of Indiana, have invented a new and novel Game—Indoor Golf, of which the following is a full, clear, and comprehensive specification and exposition, the same being such as will enable others to construct and use the same with absolute exactitude.

The object of my present invention, broadly speaking, is to provide a game which is simple in construction, highly entertaining and instructive in character, and which can be manufactured and sold at comparatively low price.

More specifically stated my object is to provide a game, and game-apparatus, which may be characterized as indoor-golf, simulating as near as is practical the regulation outdoor-golf in miniature.

Other objects and particular advantages of my invention will be brought out in the course of the following specification, and that which is new will be correlated in the appended claims.

The preferred means for carrying out the principles of my invention in a practical manner is shown in the accompanying two sheets of drawings, in which—

Figure 1 is a plan view of the game-board as it would appear when looking directly down thereupon, the same being made to represent a golf-course in miniature. Figure 2 is a cross-section of one portion of the apparatus. Figure 3 is a plan view of one of the disc-like drivers. Figure 4 is a plan view of one of the discs to be driven and which take the place of the balls in regulation golf. Figure 5 is an edge view of one of the drivers. Figure 6 is an edge view of one of the discs to be driven. Figure 7 is a side elevation of one of the cups, representing the pockets or holes of the golf course, and Figure 8 is an elevation of one of the flag signals.

Similar indices denote like parts throughout the several views.

In order that the construction and operation of my invention may be better understood and appreciated I will now take up a detailed description thereof in which I will set forth the several features thereof as fully and as comprehensively as I may.

Referring now to the drawings in detail: The board on which the game is played com-

prises a frame composed of two side rails, *a*, which are joined with the corresponding two end rails, *c*. The members of said frame have a base or body board, *e*, superimposed thereon and extending thereover. Secured to the edges of the base board *e* and to the various rails *a* and *c* are the four guards *f* which extend above the board *e*, as shown in Fig. 2. Covering the surface of the base-board *e* is the padding *g*, and covering said padding and extending between the guards *f* is the cloth or fabric covering *h*, which preferably is green in color except where other colors are superimposed thereon, said cloth *h* being stretched tightly between all of the guards *f* as shown.

The holes are formed by nine cups *k* which are arranged as shown in Fig. 1. Said cups are fitted in apertures therefor formed through the cloth *h*, the padding *g*, and the base-board *e*, as shown in Fig. 2, whereby the edges or lips of the several cups are substantially on a level with the surface of the cloth *h* as shown.

Painted in white upon the cloth *h* and extending in an irregular course across the central portion thereof is the representation of a river *A*, there being the representation of a foot bridge *m* thereacross, substantially as shown.

Painted in gray upon the cloth *h* is the representation of a roadway *B*, which extends longitudinally of the board from one end thereof to the parking space *D*, which is also painted in gray. Said roadway appears to cross the river *A* by means of a bridge *n*.

Adapted to be located on the parking space *D* are movable toy automobiles *E* which may be moved about as desired. Located near the parking space is the miniature club-house *F* which is also movable, and it may be connected with the parking space *D* by the representation of a walk *q* painted in gray on the cloth *h*.

Surrounding and concentric with each of the cups or holes *k* is a "green" whose circular margins are each denoted by the line *G*.

The letter *H* denotes the "bunkers," which are either painted in "red" on the cloth *h*, or being in the nature of rounded blocks resting on the cloth *h* as suggested in Fig. 2.

Also painted upon the surface of the cloth *h* are a plurality of traps *I*, the same being painted in "light blue," and in a regular

golf course they would be depressions in the surface of the ground.

Painted upon each of the "greens" (enclosed by the lines G) is an individual numeral therefor, as the numerals 1, 2, 3, 4, 5, 6, 7, 8 and 9, respectively, each of this set of numerals being designated by the letter *x* all as shown in Fig. 1.

The various tees are denoted by the letter *s*, and painted on each tee is a numeral, each different from the other, as the numerals 1, 2, 3, 4, 5, 6, 7, 8 and 9, respectively, each of this set of numerals being designated by the letter *x* all as shown in Fig. 1.

Extending between the tee "1" and the green "1" is a fairway which is denoted by arrows J, which arrows also denote the direction in which the game is to be played.

In like manner the arrows L denote the fairway extending from the tee "2" to the green "2". The arrows P denote the fairway from the tee "3" to the green "3". The arrows Q denote the fairway from the tee "4" to the green "4". The arrows R denote the fairway from the tee "5" to the green "5". The arrows T denote the fairway from the tee "6" to the green "6". The arrows U denote the fairway from the tee "7" to the green "7". The arrows "V" denote the fairway from the tee "8" to the green "8", and likewise the arrows W denote the fairway extending from the tee "9" to the green "9", which of course brings one back to the vicinity of the club house F.

All other portions of the surface of the cloth *h*, not covered by the parts above mentioned, are considered as the "rough", or the unimproved sward.

A flag 20 is provided for each cup or hole, each flag has a stem 21 extending up from its base 22 which latter is in the nature of a weight to retain the stem in vertical position, each weight 22 being adapted to rest in a cup or hole *k* whereby the flag 20 will be displayed thereabove as shown.

Numeral 23 denotes a disk forming the driver, there being one for each player, also there is a smaller disc 24 for each player, the latter being the disc to be driven. The discs 23 and 24 for each player should be of a color different from that of the discs of the other players, in order that they may be easily distinguished from each other.

In practice the first player places his disc 24 on the tee "1" and by means of his disc or driver 23 he "tees off" by grasping the driver 23 and with it he engages the edge of the disc 24 and flips the latter in the direction of the green "1", the object being to

flip the disc 24 down the fairway, indicated by the arrows J—J into the cup or hole *k* which is in the center of the green "1", in as few shots as possible. Before making his first shot the flag in the hole to be driven for should be removed and set at the far side of the hole from the player.

When the player finally delivers his disc 24 in the first hole he then immediately removes the disc 24 and places it on the tee "2", and then in like manner plays for the hole in the green "2", and so on until his disc 24 has been played into all nine of the holes.

Each time the player lands his disc 24 on a trap I, the river A, the roadway B, and the parking place D, or any other hazard agreed to by the rules, then he is penalized by adding one or more strikes to his score.

It, of course, is to be understood that the primal object of the game is for the player to make the round of the nine holes in the least number of plays possible.

I desire that it be understood that various changes may be made in the several details herein set forth and in the several arrangements of the parts without departing from the spirit of the invention and without sacrificing any of the advantages thereof.

Having now fully shown and described my invention, what I claim and desire to secure by Letters Patent of the United States, is—

The herein-described game of indoor golf, an oblong board, padding covering the board, rails forming a retaining border around the board, there being a plurality of holes formed through the board and padding, a cup located in each of said holes with their open ends flush with said padding, a flag for each cup, each of said flags being adapted to stand in display position in its cup or upon the padding, a driving disc for each player, and a driven disc for each player, the driving disc and the driven disc of each player being of the same color but of a color different from that of the other players, the representation of a green forming a circle around each cup, representation of a river, a roadway, and parking place shown upon said padding, and the representation of a golf course represented upon the padding, all substantially as shown.

In testimony whereof I have hereunto subscribed my name to this specification in the presence of two subscribing witnesses.

FRANK J. HOLLAND.

Witnesses:

ROBT. W. RANDLE,
R. E. RANDLE.